

HCWC Assessment Model 2014-2016 (10/07/14)

Health Status Assessment

"What does the data show?"


Sept 2014-Mar 2016


Community Themes and Strengths Assessment



"What does the community identify as health needs & solutions?"

Oct 2014-Mar 2016

<p>What: Population Data</p> <p>Who: Public Health Epidemiologists</p> <p>Product: List of prioritized health indicators that were identified by the methodology developed in Cycle 1</p>	<p>What: CCO Data</p> <p>Who: CCO analysts?</p> <p>Product: List of (to-be-defined) indicators for members</p>	<p>What: Hospital Data</p> <p>Who: Hospital analysts?</p> <p>Product: List of (to-be-defined) indicators for hospitals</p>
--	---	---


These will be coordinated through "epi team and hospital/CCO data team." New 

Equity stakeholder involvement in design 

<p>What: Meta-analysis of all engagement projects conducted within 3 years</p> <p>Who: Convener & input from equity stakeholders</p> <p>Product: List of identified needs & solutions</p>	<p>What: Online survey (with links to survey on HCWC members' and CBOs websites)</p> <p>Who: Convener, HCWC members & input from equity stakeholders</p> <p>Product: List of identified needs & solutions New </p>	<p>What: Listening sessions Earlier </p> <p>Who: Convener, HCWC members' logistics/funds & input/facilitation/recruitment from equity stakeholders</p> <p>Product: List of identified needs & solutions</p>
--	--	---

These will be coordinated through "community engagement team."

Final Product A: List of prioritized health indicators and corresponding CCO and Hospital data—OR list prioritized population health indicators, CCO, and hospital that may or may not be related—this will be clarified by the "data team."

WE NEED TO DECIDE WHETHER AND HOW TO COMBINE THESE RESULTS IN A WAY THAT WILL NOT LOSE THE COMMUNITY'S VOICE.> 

Examples:

Population: diabetes-related death rate
 CCO: #of members with diabetes
 Hospital: #of patients in ED for uncontrolled diabetes symptoms


Population: suicide rate
 CCO: # members with prostate cancer
 Hospital: #of patients in ED for uncontrolled diabetes symptoms

Final Product B: List of the community identified health needs and solutions that were identified in all three of these community input activities

Examples:

Issue: Mental illness
 Solution: Offer free couns...

Issue: Housing
 Solution: Require that new buildings include low-rent units


May include social determinates of health. 

prioritized health indicators and CCO/hospital data + community identified health needs = **Priority Health Issues**

Local Community Health System and Forces of Change Assessment

"What is currently happening in the community to address these priority health issues?"


Apr 2016--Jun 2016

Later 

What: Interview stakeholders doing work related to the priority health issues to identify what is being done, what needs to be done, best practices, etc.

Who: Convener & HCWC members

What: "Crosswalk" HCWC members' existing CHIPS/community benefit to identify activities related to priority health issues (to identify "natural" areas for collaboration across members). This would be for those HCWC members interested in this step.

Who: Convener & HCWC members New 

What: Compile list of solutions collected through Community Themes and Strengths Assessment.

Final Product C: Description of what is and what could be done to address the priority health issues July 2016

End. No HITs—unless group wants. 